

Basic Canvas

Presenter: Kirk Kennedy



- Everyone needs to be signed into Canvas to start

Agenda

1. Creating a Master Course
2. Commons
3. Basic Features
4. Creating Assignments / Quizzes
5. Incorporating current word / google docs
6. Rubrics

Creating a “Master Course”

Click “Start a New Course”

Nothing for the next week

Recent Feedback

Nothing for now

Start a New Course

View Grades

Name the course and hit
create course

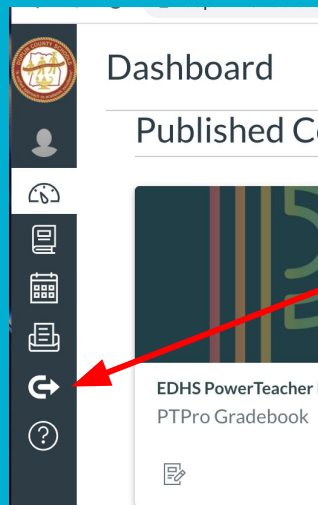
Start a New Course

Course Name

Content License

Cancel Create course

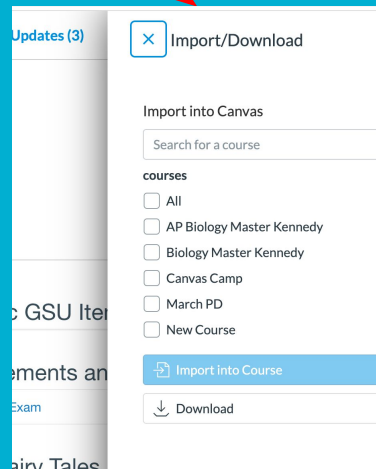
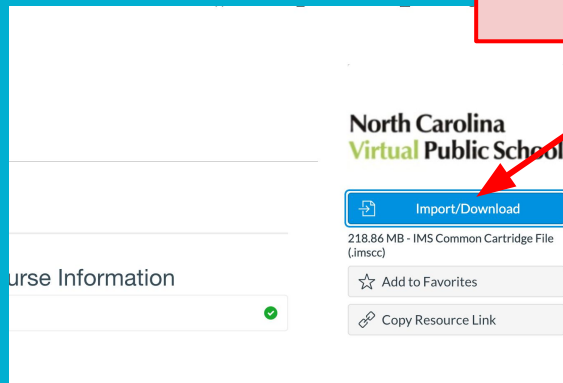
Commons – “Work smarter not harder!”



Click on this icon for Commons

Click on your created course to import it!

Click on import/download after you have searched commons



Basic Features

- Student View
- Changing Navigation
- Message students from Gradebook

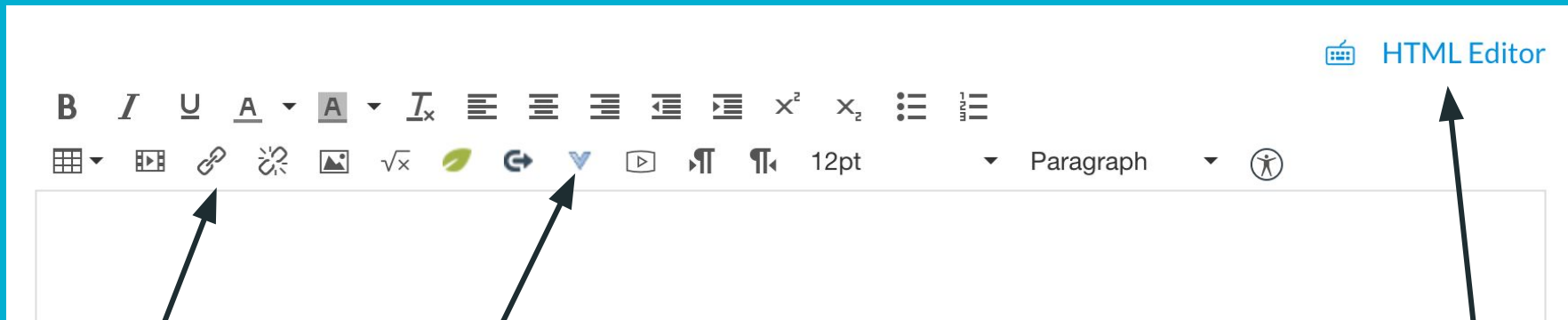
Questions?



Question Board Chalk Sign - Free image on Pixabay

<https://pixabay.com/illustrations/question-board-chalk-school-1262378/>

Toolbar



Add Links

External
Tools

Embed with
HTML

Creating Assignments / Quizzes

- Use a generic description on assignments

1. Click “Submit Assignment” in the upper right corner of the screen.
2. To upload a file, click on **Choose File** to select the file from your computer.

OR

To answer using a text box, click on the **Text Entry** tab and answer the questions in the text box.

3. Finally, click "Submit Assignment" for it to be graded by the teacher.

- Remember Quizzes can be self graded
- Publish vs Unpublish

Incorporating current Word or Google Docs

- Just put in links
- Add your docs

You have a DNA PROJECT!!! YEAH!!!

In this project, you will construct a DNA model that will be brought to class. Also, you will write a about DNA. Below are the directions and the rubric by which you will be graded.

1. Download instructions here: [DNA project](#) 

Download the rubric here: [DNA project RUBRIC](#) 

2. Construct and bring in your model.

Rubrics

Files



Conferences



Collaborations



Assignments



Rubrics

Settings

Course Rubrics

Title:

Criteria	Ratings	Pts
Description of criterion Range <input type="checkbox"/>	5 pts Full Marks	0 pts No Marks
+ Criterion Find Outcome		Total Points: 5
<input type="button" value="Cancel"/> <input type="button" value="Create Rubric"/>		

- Click "Rubrics"
- Create a rubric

Questions?



Question Board Chalk Sign - Free image on Pixabay

<https://pixabay.com/illustrations/question-board-chalk-school-1262378/>

Video Creation & ED Puzzle



Presenter: Kirk Kennedy

- Everyone needs to be signed into Canvas to start

Yesterday's Questions

1. How to delete a test course
2. How to create a intro page
3. How to set a homepage
4. Syllabus

Agenda

1. Video Creation / Flipping
2. Screencast-o-matic
3. Videos (YouTube and Khan Academy)
4. ED Puzzle

Flipping / Video Creation

- You can make videos to help with content and notes.
- Attach videos to your assignment, quiz, or activity

Tips:

- Keep it short! (5-10 minutes max)
- Teacher created videos add value to your students!
- Make it interactive or add a quiz!

Dihybrid Mania!!!

t = Short
G = Green
g = Yellow

1. Cross a heterozygous tall homozygous green plant with a heterozygous tall heterozygous green plant.

$$\begin{array}{c} Tt \quad GG \\ \text{or} \quad \text{or} \end{array} \times Tt \quad Gg$$

$$\left. \begin{array}{c} TG \\ Tg \\ tG \\ tg \end{array} \right\} \begin{array}{|c|c|c|c|} \hline & TG & Tg & tG & tg \\ \hline TG & & & & \\ \hline Tg & & & & \\ \hline tG & & & & \\ \hline tg & & & & \\ \hline \end{array}$$

The video frame also shows a small inset of a man speaking in the bottom left corner.

Video Creation

1. Screencast-O-Matic (<https://screencast-o-matic.com/screen-recorder>) ~ 15 min
2. iPhone - We all have one!
3. SMART tools
4. Macbook Air (Command + Shift + 5)

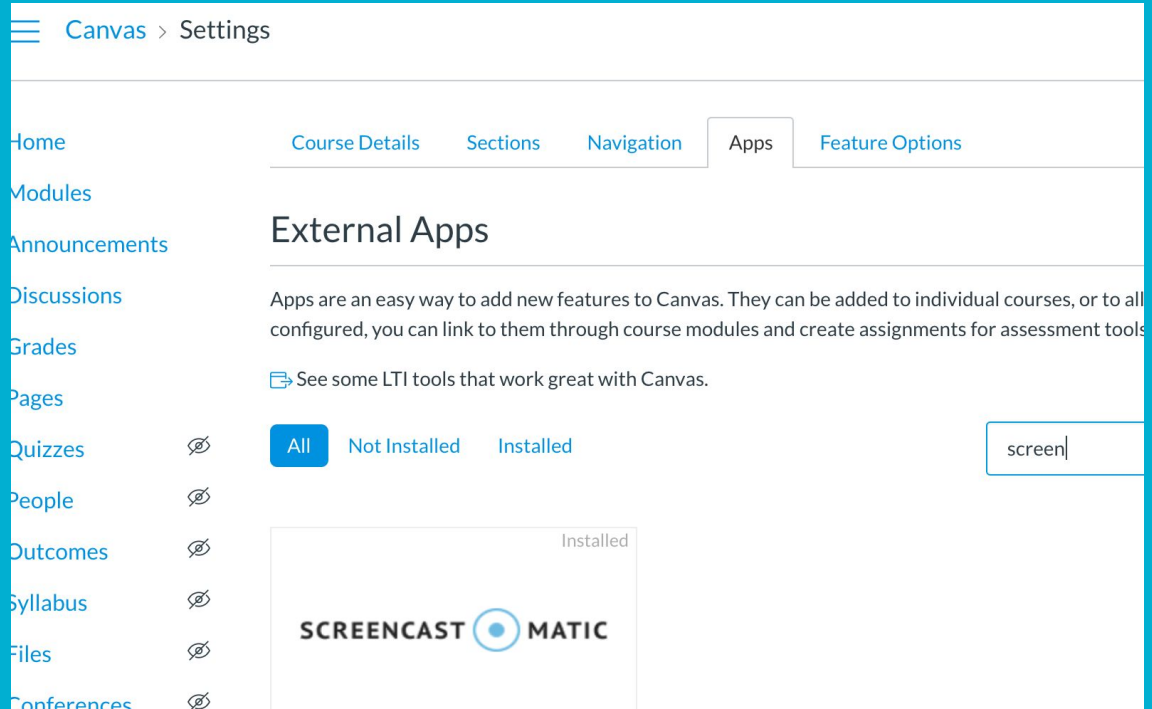
I use:

- ScreenFlow (Telestream video capture)
- Bamboo Tablet (Wacom drawing tablet)
- YouTube

Screencast-o-matic & Canvas

You can add the app so it appears as an external tool.

Then you can make screencasts and embed immediately!



Q & A



Image by [Geralt](#) at [Pixabay](#)

Youtube and Khan Academy

Both can be embedded (announcements, assignments, etc...)

Khan Academy has entire courses with quizzes, etc...

EDpuzzle empowers teachers to make any video into a lesson

- Take any video from YouTube, Khan Academy, Learn Zillion, etc.
- Use the full video or just a section
- Voiceover your explanation if desired
- Embed checkpoint questions at any point in the video
- Collects data as students watch and interact with the video
- Works seamlessly with Canvas (show how to link)

Full of existing video lessons!!

Free version allows you to store up to 20 videos on your account.



edpuzzle

Q & A



Image by [Geralt](#) at [Pixabay](#)

Basic Canvas

Part II

Presenter: Kirk Kennedy

Yesterday's Questions

1. Review speak option

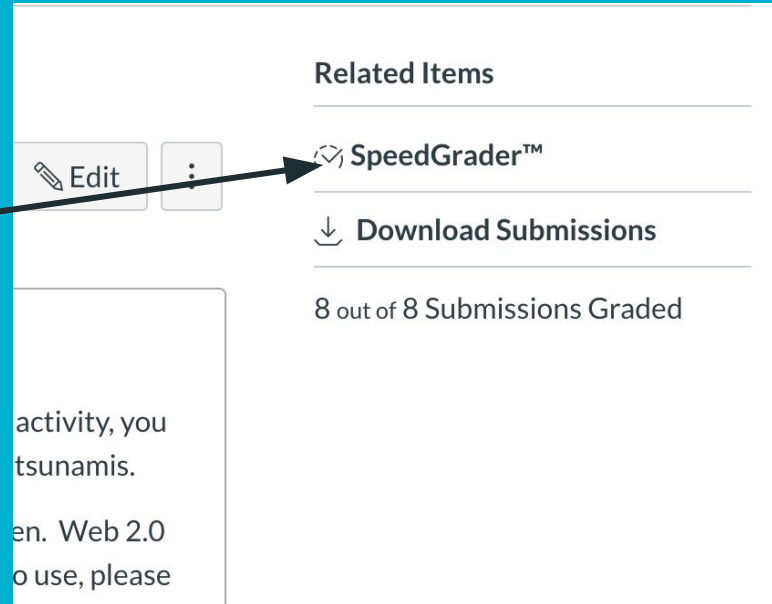
Agenda for today

1. What my Biology course looks like
2. Navigating the course
3. Due Dates
4. Discussions
5. SpeedGrader
6. Grades
7. How Students check their grade
8. Analytics

Feedback within Canvas (SpeedGrader)

- SpeedGrader is wonderful

Each Assignment has a SpeedGrader.



Grades

Math3HonSec06Sum19 > Grades

Gradebook ▾ View ▾ Actions ▾

Student Name	Module Two Lesson F... Out of 100	Module Two Lesson Si... Out of 100	Module Three Lesson ... Out of 100	Module Three Lesson ... Out of 100	Module Three Lesson ... Out of 100	Module Three Lesson ... Out of 100
Student 1	100	✓	📄	✓	100	✓
Student 2	100	✓	100	✓	100	✓
Student 3	100	✓	📄	✓	100	✓
Student 4	100	✓	100	✓	100	✓
Student 5	80	✓	100	✓	40	✓
Student 6	100	✓	100	✓	100	✓
Student 7	100	✓	80	✓	90	✓
Student 8	60	✓	100	✓	60	✓
Student 9	100	✓	📄	✗	80	✗
Student 10	60	✓	100	✓	100	✓
Student 11	80	✓	80	✗	100	✓
Student 12	40	✓	100	✓	70	✓
Student 13	100	✓	📄	✓	📄	✓
Student 14	100	✓	100	✓	100	✓

Can set an assignment
to **COMPLETE** or
INCOMPLETE.


Means the
assignment needs
to be graded.

How do students check their grades?

STEP 1:

Click on the Grades Tab



Helpful Hint: If you see a , your teacher recently graded an assignment.

STEP 2:

Scroll down to the unit you are working on.



Unit Three Lesson One Completion Activity Two	100	100	
Unit Three Lesson One Completion A	100	100	
Unit Three Lesson One Remediation		100	
Unit Three Lesson Two Check Your K	-	100	
Unit Three Lesson Two Remediation	100	100	

Comments		
Great job Tiffany:) I can tell you worked hard on this assignment.. Remember, W-4 forms are forms that YOU complete by the end of January. W-2 forms are forms that EMPLOYERS GIVE you at the end of January. W-2, list how much you made and how much you paid for the previous school year.		
Keep up the hard work Tiffany. :)		
Take care!		

Unit Three Post-Assessment	80		
----------------------------	----	--	--

This means your assignment hasn't been graded yet.

Means this assignment was recently graded.









This means your teacher left you a comment.

Don't forget to **READ** your comments!



Here's a video.

People










Name	Login ID	SIS ID	Section	Role	Last Activity	Total Activity	
 [REDACTED]	8846242327	udcid_2023	Canvas Camp	Student	May 26 at 9:17pm	25:25	⋮
 [REDACTED]	7347172756	udcid_1382	Canvas Camp	Student	Jul 3 at 11:33pm	47:44	⋮
 [REDACTED]	2489837249	udcid_1866	Canvas Camp	Student	May 11 at 2:31pm	34:43	⋮
 [REDACTED]	1188637827	udcid_1729	Canvas Camp	Student	Apr 20 at 1:09pm	17:58	⋮
 [REDACTED]	3267897742	udcid_4658	Canvas Camp	Student	Mar 12 at 1:44pm	01:15:30	⋮
 [REDACTED]	8897431887	udcid_1558	Canvas Camp	Student	May 19 at 6:35pm	42:32	⋮
 [REDACTED]	2498297243	udcid_10705	Canvas Camp	Student	Mar 12 at 12:42pm	55:46	⋮
 [REDACTED]	1341953866	udcid_1762	Canvas Camp	Student	Jun 22 at 9:08pm	02:10:32	⋮
 [REDACTED]	9369142819	udcid_1497	Canvas Camp	Student	Apr 8 at 8:50am	29:15	⋮

This allows you to easily see which students logged in!

This is a great resource for parents/admin!

What happens if I click on a student?

**Student
Progress
Report**

Name	Login ID	SIS ID	Section	Role	Last Activity	Total Activity	
 [Redacted]	8846242327	udcid_2023	Canvas Camp	Student	May 26 at 9:17pm	25:25	⋮
 [Redacted]	7347172756	udcid_1382	Canvas Camp	Student	Jul 3 at 11:33pm	47:44	⋮
 [Redacted]	2489837249	udcid_1866	Canvas Camp	Student	May 11 at 2:31pm	34:43	⋮
 [Redacted]	1188637827	udcid_1729	Canvas Camp	Student	Apr 20 at 1:09pm	17:58	⋮
 [Redacted]	3267897742	udcid_4658	Canvas Camp	Student	Mar 12 at 1:44pm	01:15:30	⋮
 [Redacted]	8897431887	udcid_1558	Canvas Camp	Student	May 19 at 6:35pm	42:32	⋮
 [Redacted]	2498297243	udcid_10705	Canvas Camp	Student	Mar 12 at 12:42pm	55:46	⋮
 [Redacted]	1341953866	udcid_1762	Canvas Camp	Student	Jun 22 at 9:08pm	02:10:32	⋮
 [Redacted]	9369142819	udcid_1497	Canvas Camp	Student	Apr 8 at 8:50am	29:15	⋮

ES-OCS-Cumberla-JackBrittHig-FinanciSec205pr20

Section: ES-OCS-Cumberla-JackBrittHig-FinanciSec205pr20

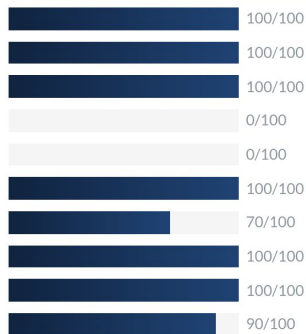
Last login: May 21, 2020

Grades

Analytics

- 0 0
Grade Missing Late

Last 10 Graded Items



Activity Compared to Class










Participation
★★☆
Moderate

Page Views
★★☆
Moderate

**Gives a detailed
overview of what
the student has
completed.**

What happens if I click on a student?

**Student
Progress
Report**

Name	Login ID	SIS ID	Section	Role	Last Activity	Total Activity	
 [Redacted]	8846242327	udcid_2023	Canvas Camp	Student	May 26 at 9:17pm	25:25	⋮
 [Redacted]	7347172756	udcid_1382	Canvas Camp	Student	Jul 3 at 11:33pm	47:44	⋮
 [Redacted]	2489837249	udcid_1866	Canvas Camp	Student	May 11 at 2:31pm	34:43	⋮
 [Redacted]	1188637827	udcid_1729	Canvas Camp	Student	Apr 20 at 1:09pm	17:58	⋮
 [Redacted]	3267897742	udcid_4658	Canvas Camp	Student	Mar 12 at 1:44pm	01:15:30	⋮
 [Redacted]	8897431887	udcid_1558	Canvas Camp	Student	May 19 at 6:35pm	42:32	⋮
 [Redacted]	2498297243	udcid_10705	Canvas Camp	Student	Mar 12 at 12:42pm	55:46	⋮
 [Redacted]	1341953866	udcid_1762	Canvas Camp	Student	Jun 22 at 9:08pm	02:10:32	⋮
 [Redacted]	9369142819	udcid_1497	Canvas Camp	Student	Apr 8 at 8:50am	29:15	⋮

ES-OCS-Cumberla-JackBrittHig-FinanciSec205pr20

Section: ES-OCS-Cumberla-JackBrittHig-FinanciSec205pr20

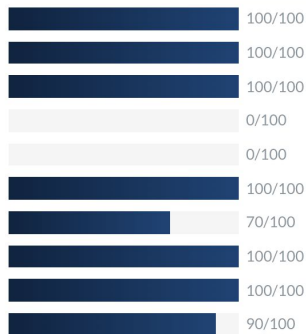
Last login: May 21, 2020

Grades

Analytics

- 0 0
Grade Missing Late

Last 10 Graded Items



Activity Compared to Class

Participation
★★☆
Moderate

Page Views
★★☆
Moderate

**Gives a detailed
overview of what
the student has
completed.**

Q & A



Image by [Geralt](#) at [Pixabay](#)

Kahoot, Quizlet, & Others

Tools for your belt!

Presenter: Kirk Kennedy



Yesterday's Questions

1. How to copy over master course to course with students
 2. How to pull up commons and copy
-
1. Canvas conference (save participant, save chat, they can not see each other but you can see them) We you make a meeting it, you can screen share (but not live)
 2. New Quizzes

KAHOOT!



Image from www.kahoot.com

- **Kahoot** (<https://kahoot.com/>)
 - **New & Improved**
- **Free**
- **Can create slides within your presentation**
- **Use questions from across Kahoot**
- **Use shared Kahoots (do not have to recreate the wheel)**

Two ways to share with students

- **Teach - Play Live**
- **Assign - Asynchronous**

Questions?




Question Board Chalk Sign - Free image on Pixabay

<https://pixabay.com/illustrations/question-board-chalk-school-1262378/>

Choose a way to play this kahoot


For virtual classrooms



Teach

Play a live game together with learners over video or in class

For self-paced learning



Assign

Assign a challenge game to learners who play it at their own pace

Quizlet



- Free
 - Already created quizlets
 - Several ways to study
-
- Can be embedded in canvas

Image from www.quizlet.com

Questions?



Question Board Chalk Sign - Free image on Pixabay

<https://pixabay.com/illustrations/question-board-chalk-school-1262378/>

GoFormative

<https://goformative.com/>

- Create interactive assessments
- From scratch or simply upload any pdf/doc/Google doc
- Premade content
- Simply click to add places for your students to respond
- Embed content from other websites
- Syncs with Google Classroom and Clever
- Track student growth over time
- Free!



<https://goformative.com/>

Questions?



Question Board Chalk Sign - Free image on Pixabay

<https://pixabay.com/illustrations/question-board-chalk-school-1262378/>

Other Ideas

- SchoolNet
- Discussion Boards
- Conference Feature (Big Blue Button)
- External Apps
- How to provide feedback with SpeedGrader
- Resources from NCVPS Summer PDs